

## Escapade into Literacy

# DINOSAURS

Reading Level: Primary

### DEAR PARENTS/GUARDIANS:

**LITERACY IS EVERYWHERE, NOT JUST IN SCHOOL. THEREFORE, IT IS IMPORTANT TO FOSTER LITERACY DEVELOPMENT AT HOME. BY READING TO/WITH YOUR CHILD AT HOME, YOU ARE REINFORCING THIS MESSAGE AND CONTRIBUTING TO YOUR CHILD'S LITERACY SUCCESS. FURTHERMORE, THIS LITERACY KIT ABOUT DINOSAURS WAS CREATED TO HELP YOU AND YOUR CHILD ENJOY READING AND LEARNING TOGETHER.**

**START YOUR LEARNING ADVENTURE BY READING SOME BOOKS WITH YOUR CHILD ABOUT THIS POPULAR TOPIC. THEN EXPLORE THE TOPIC WITH THREE ACTIVITIES. ENCLOSED YOU'LL FIND WHAT YOU NEED:**

- >> TWO BOOKS TO SHARE WITH YOUR CHILD;**
- >> THREE RELATED ACTIVITIES;**
- >> PARENT INSTRUCTIONAL BOOKLET; AND**
- >> SHORT SURVEY TO TELL ME IF YOU ENJOYED USING THIS KIT.**

**WHEN YOU'VE FINISHED WITH THIS LITERACY KIT, PLEASE RETURN IT ALONG WITH THE COMPLETED SURVEY TO SCHOOL.**

**WE HOPE YOU'LL ENJOY READING AND LEARNING TOGETHER!**

**- CSC & ST. BERNARD SCHOOL**

Books can be dangerous. The best ones should be labeled "This could change your life."  
~Helen Exley



*Tyrannosaurus Rex.*



*Fossilized Pterodactylus.*




*Megalosaurus jaw.*

# Dinosaurs

Literacy Kit

**CONTENTS OF LITERACY KIT:**

- two books (1 fiction/ 1 non-fiction);
- instructions;
- three theme related activities;
- supplies for creative activity;
- bookmark;
- a list of other book titles and websites; and
- parent feedback survey.



**READ A BOOK TO  
YOUR CHILD AND  
HELP UNLEASH  
THEIR INNER  
DINOSAUR!**

## How to Use This Literacy Kit

### GETTING READY

**1. BEFORE YOU READ THE BOOKS TO YOUR CHILD OR HAVE YOUR CHILD READ THE BOOKS TO YOU, BE SURE TO READ THEM YOURSELF. ONE BOOK IS FICTION – A “MAKE-BELIEVE” STORY. THE OTHER BOOK IS NONFICTION, OR INFORMATIONAL AND TRUE. READING THE BOOKS FIRST WILL GIVE YOU THE “INSIDE SCOOP” TO THE TWISTS AND TURNS OF THE STORY, THE INTERESTING INFORMATION INSIDE, AND THE PARTS OF THE BOOKS THAT WILL APPEAL MOST TO YOUR CHILD.**

**2. NEXT, READ THE THREE ACTIVITIES TO SEE WHICH OF THEM YOU THINK YOUR CHILD WILL ENJOY MOST, AND WHICH ONE YOU HAVE THE TIME AND MATERIALS ON-HAND TO DO RIGHT AWAY. CHANCES ARE, AFTER YOU OR YOUR CHILD READ ONE (OR BOTH) OF THE BOOKS, YOUR CHILD MAY WANT TO DO AN ACTIVITY RIGHT AWAY.**

### START THE FUN

**3. WHEN YOU KNOW YOU’LL HAVE AT LEAST ENOUGH TIME TO READ AND TALK ABOUT ONE OF THE BOOKS, GRAB YOUR CHILD AND A BOOK, AND DIVE RIGHT IN. START BY TALKING ABOUT THE COVER OF THE BOOK WITH YOUR CHILD – CAN HE/SHE GUESS WHAT IT IS ABOUT? HAVE THEY EVER READ A BOOK BY THE SAME AUTHOR OR ILLUSTRATOR OR ABOUT THE SAME TOPIC?**

**READ THE BOOK TO YOUR CHILD OR HAVE THEM READ IT TO YOU. TAKE TIME TO ASK AND ANSWER QUESTIONS, EXPLORE THE PICTURES, AND WONDER**

**WHAT WILL HAPPEN NEXT. READ IT AGAIN, IF YOUR CHILD ASKS YOU TO. THEN, TRY THE OTHER BOOK OR ONE OF THE ACTIVITIES.**

**4. FEEL FREE TO PICK AND CHOOSE FROM THE ACTIVITIES, OR CHANGE THEM TO SUIT YOUR CHILD’S INTERESTS. READ THE BOOKS AGAIN OVER THE NEXT FEW DAYS AND TRY DIFFERENT ACTIVITIES. MOST IMPORTANT: HAVE FUN!**

### WHEN YOU’RE DONE...


**5. COMPLETE THE SURVEY AND RETURN IT WITH THE LITERACY KIT TO YOUR CHILD’S SCHOOL.**



Make the most of the excitement reading these books creates, and try some hands-on learning. Exploring new ideas alongside your child, provides him/her with the opportunity to see how learning and reading is a lifelong experience.




# Book Selections



Dinosaurs burp, belch, and display all kinds of other inappropriate behaviors during breakfast, lunch, and dinner. But, is this the way that dinosaurs should act? Of course not.



*Ice Age Sabertooth* tells the story of these ferocious predators—how they lived, hunted, and killed their prey, and what they may have looked like.




## Tips for Read Alouds<sup>1</sup>

1. To encourage involvement, invite the child to turn pages for you when it's time.
2. The first time you read a book, discuss the cover illustration. "What do you think this book is going to be about?"
3. As you read, keep listeners involved by asking, "What do you think is going to happen next?"
4. Read slowly enough for the child to build mental pictures of what he/she just heard you read. Slow down enough for the child to see the pictures without feeling hurried. Reading quickly allows no time for the reader to use vocal expression.

<sup>1</sup> Taken from: Trelease, Jim. *Thirty Do's To Remember When Reading Aloud*. 2009. Print.

# ACTIVITY #1: FAKE FOSSILS<sup>2</sup>



REAL FOSSILS TAKE THOUSANDS OF YEARS TO FORM, BUT YOU CAN MAKE FAKE VERSIONS IN A FEW MINUTES. TRY THIS METHOD TO “FOSSILIZE” FLOWERS AND LEAVES.

## **WHAT YOU NEED**

- \* PLAY DOUGH (RECIPE FOLLOWS)
- \* A ROLLING PIN
- \* LEAVES, FLOWERS, OR OTHER NATURAL ITEMS TO FOSSILIZE
- \* A BUTTER KNIFE

## **WHAT TO DO**

1. ROLL OUT A CHUNK OF PLAY DOUGH UNTIL IT'S ABOUT 2 CM (3/4 INCH) THICK.
2. CENTER A LEAF OR OTHER ITEM, VEIN-SIDE DOWN, ON THE PLAY DOUGH. PRESS IT FIRMLY INTO THE PLAY DOUGH WITH THE ROLLING PIN. REMOVE THE LEAF. YOU MIGHT WANT TO CUT OFF THE EDGES OF THE PLAY DOUGH TO MAKE A CIRCLE, SQUARE, OR OTHER SHAPE. USE THIS SAME

METHOD TO MAKE AS MANY FOSSILS AS YOU LIKE.

## **Microwave Play Dough<sup>3</sup>**

### **Ingredients:**

- 2 cups plain flour
- 1 tablespoon vegetable oil
- 2 cups of water
- 1 cup salt
- 1 teaspoon cream of tartar
- food colouring
- microwave safe casserole dish and cover

### **Method:**

1. Beat all ingredients together well.
2. Put in a microwave safe casserole dish and cook covered for 4 - 5 minutes on medium-high.
3. Stir halfway through.
4. Remember to store play dough in an airtight container when not in use.

A fossil is the remains or impression of a prehistoric organism preserved in petrified form, as a mold, or cast in rock.

Fossilization is the process by which a fossil is formed.

<sup>2</sup> Suzuki, David T., and Kathy Vanderlinden. *Eco-fun: Great Experiments, Projects, and Games for a Greener Earth*. Vancouver: Greystone Books, 2001. 70-71. Print.

<sup>3</sup> Leimaycherry. "Microwave Play Dough Recipe - Best Recipes." *Best Recipes*. 10 Apr. 2008. Web. 15 Sept. 2010. <<http://www.bestrecipes.com.au/recipe/Microwave-Play-Dough-L2181.html>>.

## ACTIVITY #2: HOW BIG IS A DINOSAUR?

### MATERIALS NEEDED

- several laminated dinosaur cut-outs
- 6 laminated dog cut-outs

### INSTRUCTIONS

1. Pick one of the dinosaurs and ask your child to guess how many dogs tall they think that particular dinosaur is?
2. After your child has made their guess, ask them to see if their guess is correct by getting them to actually measure the length of the dinosaur using the provided laminated dog cut-outs.
3. Was their guess correct? Ask your child to explain to you how they arrived at that particular guess?
4. Remember to take turns with your child, have them pick a dinosaur for you to measure, and then talk about the strategies you used to arrive at your particular guess.
5. Do this until all of the dinosaurs have been measured.



How many humans tall is a Brachiosaurus?



### Extension Activity

Show your child a tree that tops 40 feet (birch or maple often are that height) or a four story building to get the sense of how tall Brachiosaurus stood. A standard kids' soccer field is about 90 feet wide, so a Brachiosaurus could lie down cross-wise on the field but his tail would still stick out by about 10 feet! Or if a bus is about 40 feet long, a Brachiosaurus would be about 2 buses long. There are 2,000 pounds in a ton. How much does your child weigh? How many of your child would it take to equal one Brachiosaurus?

*One thing about dinosaurs that fascinates many children is their size. But how big is big? You may read together that Brachiosaurus is about 80 feet long, 40 feet tall, and weighed 70-80 tons, but what does that mean?*



## ACTIVITY #3: WHAT IS IN A NAME?<sup>4</sup>

**DINOSAUR: FROM THE GREEK "DEINOS" MEANING "TERRIBLE OR POWERFUL" AND "SAUROS" MEANING "LIZARD"**

WITH THEIR UNUSUAL AND COMPLICATED NAMES, DINOSAURS OFFER A RICH OPPORTUNITY TO EXPLORE LETTERS AND LANGUAGE. HERE ARE SOME IDEAS TO TRY:

- >> FORMAL SCIENTIFIC NAMES FOR DINOSAURS COME FROM LATIN AND GREEK WORDS AND ARE HARD TO PRONOUNCE USING ENGLISH. USE THE **DINO**DICTIONARY TO LISTEN TO THE PRONUNCIATION OF MORE THAN 300 DINOSAUR NAMES. [HTTP://WWW.DINODICTIONARY.COM](http://www.dinodictionary.com)
- >> DINOSAURS ARE USUALLY NAMED FOR THE WAY THEY LOOK OR BEHAVE, BUT THE SCIENTIST WHO DISCOVERS A NEW DINOSAUR CAN NAME IT FOR ANYTHING HE OR SHE LIKES — A SPECIAL LOCATION, A FAMILY MEMBER OR FRIEND, OR A MYTHICAL BEAST. SPEND SOME TIME COMING UP WITH AND WRITING DOWN NEW NAMES FOR DINOSAURS THAT YOUR CHILD DRAWS OR IMAGINES.
- >> USE THE NAME OF A REAL DINOSAUR TO CREATE AN ACROSTIC POEM. WRITE THE NAME OF THE DINOSAUR LIKE THIS:

M  
A  
I  
A  
S  
A  
U  
R  
A

BEGIN EACH LINE WITH A WORD THAT STARTS WITH THE LETTER ON THAT LINE. SINCE MAIASAURA MEANS "GOOD MOTHER LIZARD" THIS POEM MIGHT DESCRIBE THE DINOSAUR MOTHER'S RELATIONSHIP WITH HER YOUNG ONES.

- >> YOU CAN ALSO PLAY WITH WORDS WITH THE NAMES OF REAL DINOSAURS. FOLLOW THIS EXAMPLE FROM THE PBS SHOW **WORD WORLD** TO BUILD A **WORD THING** OF YOUR CHILD'S FAVORITE DINOSAUR: [HTTP://PBSKIDS.ORG/WORDWORLD/ACTIVITIES/103B.HTML](http://pbskids.org/wordworld/activities/103b.html)
- >> YOU CAN ALSO MAKE FUNNY STORIES UP USING DINOSAUR **MADLIBS** (SEE ATTACHED ENVELOPE MARKED ACTIVITY #3).



## Online Learning



### Dinosaur Train

<http://pbskids.org/dinosaurtrain/>

JOIN BUDDY, TINY, SHINY, AND DON, AS THEY EMBARK ON MAGICAL ADVENTURES ABOARD THE DINOSAUR TRAIN. LEARN DINOSAUR FACTS, PLAY GAMES, AND WATCH EPISODES ONLINE.

THE PARENT SITE FOR THE DINOSAUR TRAIN CAN BE FOUND AT:

<http://www.pbs.org/parents/dinosaurtrain/>

### How Stuff Works: Dinosaurs

<http://animals.howstuffworks.com/dinosaurs>

IT ISN'T HARD TO IMAGINE THE WORLD FULL OF DINOSAURS, EVEN THOUGH THESE EXTINCT ANIMALS HAVEN'T WALKED THE EARTH FOR MILLIONS OF YEARS. LEARN ALL ABOUT DINOSAURS, INCLUDING EARLY DINOSAUR DISCOVERIES, DINOSAUR FOSSILS, AND DINOSAUR EXTINCTION.

### NOVA: Search for Fossils

<http://www.pbs.org/wgbh/nova/arcticdino/program.html>

GO WITH NOVA ON AN EXCITING ARCTIC TREK AND WATCH AS A TEAM OF PALEONTOLOGISTS ATTEMPTS TO TUNNEL INTO THE PERMAFROST OF NORTHERN ALASKA IN SEARCH OF FOSSIL DINOSAUR BONES.

### Online Excavation

<http://paleobiology.si.edu/dinosaurs/>

JOIN IN A VIRTUAL DINOSAUR DIG AND FIND MORE DINOSAUR LINKS AT THE SMITHSONIAN NATIONAL MUSEUM OF NATURAL HISTORY.

## Museums...

are a great place to see and learn about dinosaurs. Here is a listing for you and your family to visit the next time you want an exotic or local dinosaur adventure:

### Science Museum of Minnesota

120 W. Kellogg Blvd.  
St. Paul, MN

<http://www.smm.org/visit/dinosaurs/>

### Royal Ontario Museum

100 Queen's Park  
Toronto, Ontario

<http://www.rom.on.ca/>

### Thunder Bay Museum

425 Donald St. E.

Thunder Bay, Ontario


<http://www.thunderbaymuseum.com/education.htm>

## Organizations


THUNDER BAY LAPIDARY &  
MINERAL SOCIETY

Box 10372  
1005 ALLOY DRIVE  
THUNDER BAY, ON P7B 6T6

## Movies



The Land Before Time  
Series




Dinosaur  
(2000)




Ice Age: Dawn of the  
Dinosaurs (2009)




## Other Books




*By: Jan Lewis*




*By: Michael Dahl*



*By: Kevin Lewis*



*By: Ian Whybrow*



*By: Syd Hoff*

**F I C T I O N**

## NON-FICTION



*Gone Forever! Series*

*By: Rupert  
Matthews*



*Dinosaur World  
Series*

*By: Robin Birch*

# PARENT FEEDBACK SURVEY<sup>6</sup>

MY CHILD AND I READ BOOKS AND DID ACTIVITIES TOGETHER ABOUT: (PLEASE CHECK OFF APPLICABLE THEME OF LITERACY KIT USED.)

- ☐ ANIMALS
- ☐ DINOSAURS
- ☐ ENVIRONMENT
- ☐ GROSSOLOGY
- ☐ BULLYING
- ☐ FOLKTALES
- ☐ SUPERHEROES
- ☐ EXTREME SPORTS

TELL US ABOUT YOUR EXPERIENCE WITH THE ACTIVITIES: (PLEASE CHECK OFF ALL APPLICABLE.)

- ☐ EASY AND FUN TO DO
- ☐ THE DIRECTIONS WERE DIFFICULT TO UNDERSTAND
- ☐ MY CHILD ENJOYED THE ACTIVITIES



TELL US WHAT  
YOU THOUGHT  
ABOUT THIS KIT.

DID TALKING ABOUT WHAT YOU WERE READING, AND THE ACTIVITIES HELP YOUR CHILD TO LEARN? (PLEASE CIRCLE THE APPLICABLE NUMBER.)

1

2

3

4

5

(did not learn much)

(learnt a lot)

WOULD YOU LIKE TO TRY ANOTHER LITERACY KIT ACTIVITY WITH YOUR CHILD?

- ☐ YES
- ☐ NO

WHAT KINDS OF THINGS IS YOUR CHILD INTERESTED IN?

---



---



---

ADDITIONAL COMMENTS

---



---



---

<sup>6</sup> Reading Rockets. Environment: Adventures in Reading: Family Literacy Bags from Reading Rockets." *Reading Rockets: Reading Comprehension & Language Arts Teaching Strategies for Kids*. Web. 09 Sept. 2010. <<http://www.readingrockets.org/article/27935>>.